



DATA SHEET

KISTOCK DATA LOGGERS KP 320 / KP 321



Diferential pressure

Features

- Software for configuration and data visualisation freely downloadable
- Software for configuration and data processing available in option
- Safety lock wall mount with inviolability system
- Storage capacity of 2,000,000 points
- Fast data downloading: 18,000 points/s
- 2 configurable setpoint alarms for each channel
- 2 lines LCD screen
- Wireless connection for smartphones and tablets (Android and iOS)
- Magnetic mounting

References

Reference	Display	Internal sensor	External sensor	Parameter
KP 320	Yes	1: Diferential pressure	-	Diferential pressure
KP 321	Yes	1: Diferential pressure	-	Diferential pressure

General features

Display	2 lines LCD screen Dimensions of screen: 49.5 x 45 mm / 1 ⁶¹ / ₆₄ " x 1 ⁴⁹ / ₆₄ " 2 indication LEDs (red and green)
PC communication	1 micro-USB input
Power supply	2 x AA lithium 3.6 V battery
Protection	IP65*
Material	Compatible with food industry environment ABS housing
Dimensions	110.2 x 79 x 35.4 mm / 4 ²² / ₆₄ " x 3 ⁷ / ₆₄ " x 1 ²⁵ / ₆₄ "
Weight (with batteries)	206 g / 7.27 oz
Environmental conditions of use	Air and neutral gases Hygrometry: in non-condensing conditions (< 80 %RH) Maximum altitude: 2000 m / 2188 yd
Warranty	1 year

* With the pressure connectors plugged

Technical specifications

	KP 320	KP 321
Units displayed	Pa	Pa
Resolution	1 Pa	1 Pa
Tolerated overpressure	21,000 Pa	69,000 Pa
Measuring range	±1000 Pa	±10,000 Pa
Accuracy*	±0.5% of reading ±3 Pa	±0.5% of reading ±30 Pa
External input	Micro-USB female connector	
Input probe	2 pressure connections	
Setpoints alarm	2 setpoint alarms on each channel	
Frequency of measurements	From 1 second to 24 hours	
Operating temperature**	From 0 to +50 °C / 32 to 122 °F	
Storage temperature	From -20 to +50 °C / -4 to +122 °F	
Battery life	5 years***	
European directives	2011/65/EU RoHS II (EU)2015/863; 2012/19/UE WEEE; 2014/30/EU EMC; 2014/35/UE; FCC part 15; UL 61010	

* All accuracies indicated in this document were stated in laboratory conditions and can be guaranteed for measurement carried out in the same conditions, or carried out with calibration compensation.

** The screen can be hard to read, and its display speed often slows down at temperatures lower than 0 °C / 32 °F. This has no effect on the accuracy of measurements.

*** Non-contractual value. Based on 1 measurement each 15 minutes at 25 °C / 77 °F. A correct operation of the device and the storage conditions must be respected.

Recorder function

Five recording modes

KISTOCK can record in 5 different ways:

- **"Immediate"** mode records values according to a predefined interval.
- **"Minimum"**, **"Maximum"** and **"Average"** record automatically the calculation of minimum, maximum or average of measured values during an interval of recording.
- **"Monitoring"** mode allows to get an accurate history report during error events to help troubleshooting, without stopping the measurement logging. To proceed this way, you just have to define:
 - a record interval to be used whilst the readings are beyond the setpoints
 - a record interval for the values measured during each reading beyond the setpoints
- Furthermore, you can also let your KISTOCK record non-stop (**"loop"** recording option).

Four types of dataset start

Once your recording mode has been set, you can launch your dataset:

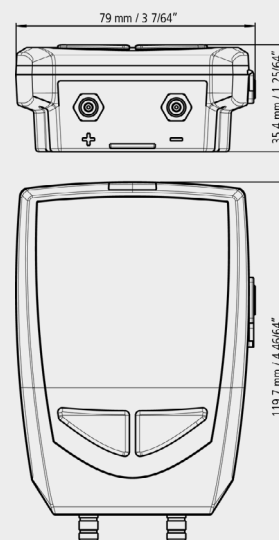
- With a delayed start (with predefined date and time)
- With the software
- With push-button
- With **"Online"** option. In this case, your datasets are directly sent, saved and displayed on your PC in real time.

Six types of dataset stop

You can stop your dataset:

- According to a date and time (if it was started the same way)
- According to a period
- According to a predefined number of recording points
- Once the storage capacity is full
- With **"Stop"** option of the software
- By holding **"OK"** key during 5 seconds, if this function has been previously activated by the software

Dimensions



Connection



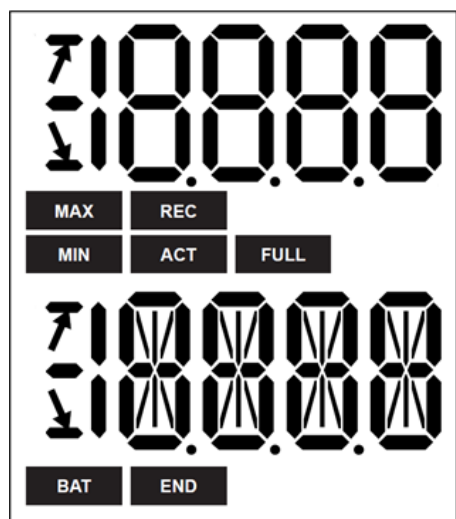
Two pressure connections

PC connection



Micro-USB connector

Display



END DATASET is finished.

REC Indicates that one value is being recorded.
It flashes: the DATASET did not start already.

FULL Flashing slowly: DATASET is between 80 and 90% of the storage capacity.
Flashing quickly: DATASET is between 90 and 100% of the storage capacity.
Constant: storage capacity full.

BAT Constant: indicates that the batteries have to be replaced.

1 2
3 4 Indicates the channel number which is measuring.

ACT Screen actualisation of measured values.

MIN The displayed values are the maximum/minimum values recorded for the channels displayed.

MAX Indication of the direction of exceeding the threshold in the recorded measurement

Mounting

The KISTOCK class 320 have a magnetic mounting, so you can fix it easily.

Replace the battery



With 4 years* of battery life, the KISTOCK devices guarantee long-term measurements.

To replace the battery:

- Unscrew the 4 screws on the back side of the device with a screwdriver.
- Remove the back side and the old batteries.
- Insert the new battery and respect the polarity.
- Replace the back side and the 4 screws

* Non-contractual value. Based on 1 measurement each 15 minutes at 25 °C / 77 °F. A correct operation of the device and the storage conditions must be respected.

Safety lock wall mount with padlock



Mount the safety lock support on the required place.

1. Present the KISTOCK data logger on the support starting with the inferior part
2. Clip the KISTOCK on the support by falling back the superior part
3. Insert the padlock to ensure the safety lock function



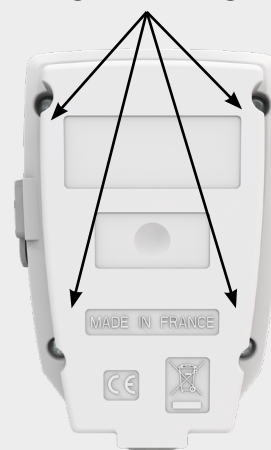
The padlock can be replaced by a fail-safe sealed.



The data logger can be placed on the screw-mount without the safety lock function.

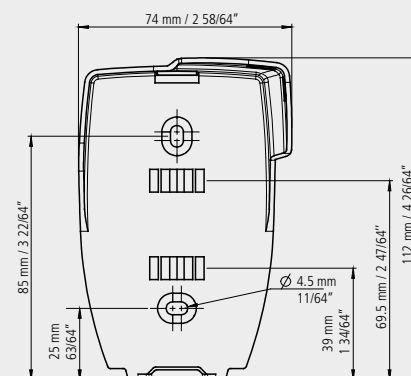
- To remove the data logger from the support, proceed on reverse order.

Magnetic mounting

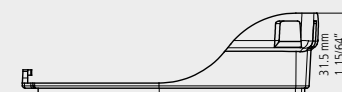


Dimensions of the wall mount

Front view



Side view



Software

Kilog Lite: free software to download on sauermannngroup.com


Allows the data download (graphics and points statement) and the data logger configuration.

Configuration and data processing software

KILOG software allows to configure, save and process your data in a very simple way.

- **Software only:** Ref. KILOG-3-N
- **Complete set:** software + 1 USB cable, Ref. KIC-3-N

Accessories

Accessories	Reference
1 AA lithium 3.6 V battery  2 batteries are required for class 320 data loggers	KBL-AA
Safety lock wall mount with padlock	KAV-320
Wired extension for class 320 KISTOCK probes In polyurethane, 5 m / 16' length with male and female mini-DIN connectors Note: several extensions can be wired in order to obtain up to 25 m / 82' cable length	KRB-320
Data collector Collects up to 20,000,000 points from one or several KISTOCK directly on-site. Results restitution on PC of realised datasets	KNT-320
USB micro-USB cable which allows to plug your KISTOCK data logger to your PC	CK-50



Only the accessories supplied with the device must be used.

Maintenance

Please avoid any aggressive solvent.

Please protect the device and probes from any cleaning produce containing formalin, that may be used for cleaning rooms and ducts.

Calibration

A calibration certificate is available as option in paper format.

We recommend to carry out a yearly checking.

Precautions for use

Please always use the device in accordance with its intended use and within parameters described in the technical features in order not to compromise the protection ensured by the device.



BE CAREFUL! Material damages can happen, so please apply the precautionary measures indicated.



Hitma Instrumentatie

www.hitma-instrumentatie.nl
info@hitma-instrumentatie.nl
+31 (0)297 - 514 833

België / Belgique

www.hitma-instrumentatie.be
info@hitma-instrumentatie.be
+32 (0)2 - 387 28 64

